



## GDB-02 Educational Training Kit For Oscilloscope & Logic Analyzer

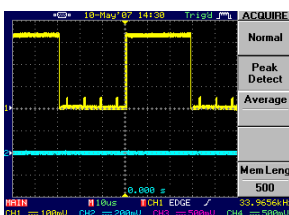

Electrocomponentes S.A.  
www.electrocomponentes.com



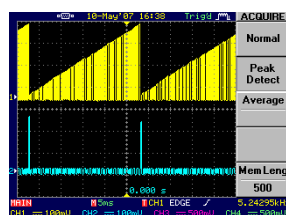
Good Will Instrument is announcing to the global market the new training kit GDB-02; Designed with related signals for the sales representatives and educational needs, the GDB-02 Training Kit can perform essential functionalities of GW Instek Digital Storage Oscilloscope and GLA-1000 Logic Analyzer series in a systematic manner.

Usually, people who begin to learn how to use an oscilloscope need various signal generators to perform the signal imitating. Moreover, not only the additional budget should be arranged to purchase the equipments, but also the consideration to design each signal output. What's more, most signals will not be found in ordinary signal generators.

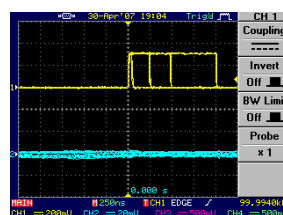
Now, engineers in GW Instek have designed more than ten different signals to satisfy the electronic engineers' need for the real world's working environment; for example, the high-speed pulse generated by low-speed signal, different pulse bandwidth and periodic signal, only several Hz low-speed signals and FM signals. Furthermore, the built-in 1ns high-speed signal included in this signal board and the 10Hz~3MHz frequency-adjustable sine wave signal output generator are well integrated into about 110mm x 80mm big of GDB-02 Training Kit. You will find the value is worth more than the traditional signal generators.



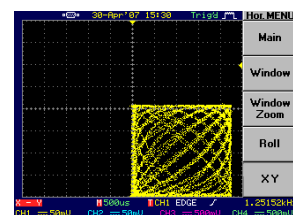
**Peak Detection**




**Long memory measure**



**Pulse width trigger**



**X-Y mode**



**Extra Features**

**- Rich Manual Contents**

Thoroughly designed tutorial manual helps every beginner easily and quickly understand the specific signals' features and how to correctly setup the oscilloscope or implement the unique built-in function of GDS-2000 series to capture signals, starting from the basic introduction to the probe connection setting and the introduction of GDB-02's signal. In addition, the content of the manual is not


only the introduction of oscilloscope operation, but also the operational setup of GW Instek logic analyzer. All relative information are recorded and categorized into the typical signals of DAC/ I<sup>2</sup>C Bus/ SPI Bus and UART for test and measurement.

GDB-02 operational manual's chapters include the following content:

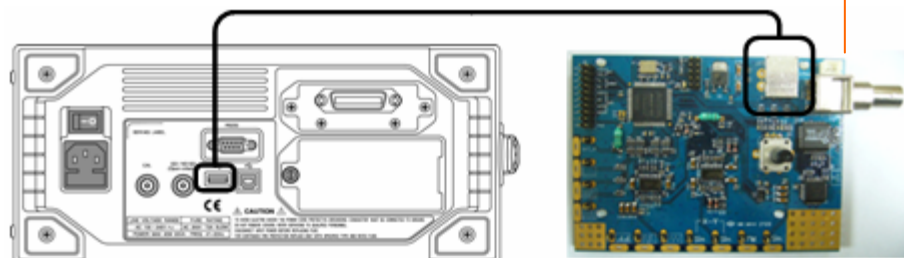
- GDS-2000 tutorial: This chapter teaches you basic functionalities of GDS-2000 in a step-by-step manner, from powering up to saving files.
- The advanced GDS-2000: The chapter introduces how to demonstrate GDS-2000 advanced features using the demo board.
- The advanced GLA-1000: The chapter introduces how to demonstrate advanced features of GLA series logic analyzers.

**- Flexible Power-In system**

There are two alternative power sources in GDB-02 for selections to decrease the usage obstacles including the DC power supply and USB port power support.



**Electrocomponentes S.A.**  
 www.electrocomponentes.com



**GDS-2000 Series**

**GDB-02**

## Target market

- Instructors who want to teach the oscilloscope or logic analyzer operations while needing tutorial and demonstration material.
- Sales representatives who need to introduce advanced GDS-2000 / GLA-1000 series features to their clients.
- Engineers who need comprehensive signal generator for oscilloscope and logic analyzer applications.

## Key Dates for Product Announcement

1. Order queue open (07' December 1)
2. Distributor Announcement (07' December 5)
3. Global Market Announcement (07' December 5)
4. Demo Units Shipped to Distributors (07' December 5)
5. Mass quantity order fulfillment (07' December 15)

## Service Policy

**1 year warranty.** GDB-02 Training kit carries a 1 year standard warranty.

**Service Support.** The service instructions in the Service Manual will help distributors repairing defective units promptly.

## Ordering Information

GDB-02, Oscilloscope education and training kit

### Standard Accessories

Signal source board x1

Instruction manual x1

GTL-242 USB 2.0 A-B type cable x1



## GDB-02 Specifications

**Signal output** 10 types for oscilloscope  
4 types for logic analyzer  
(Signal details are listed in manual.)

**Power supply** 5V DC, USB or auxiliary power input

**Accessories** User manual, USB cable type A – type B x 1

\* Noting that not all functions are available

Should you have any question on the GDB-02 announcement, please don't hesitate to contact us

Sincerely Yours;  
Marketing Department  
**Good Will Instrument Co., Ltd**  
No. 7-1, Jhongsing Road, Tucheng City,  
Taipei County, 236, Taiwan  
Email: [marketing@goodwill.com.tw](mailto:marketing@goodwill.com.tw)



**Electrocomponentes S.A.**  
[www.electrocomponentes.com](http://www.electrocomponentes.com)