




Switch


EPH/EPG/EPS SERIES EDGE ACTUATED TYPE




EPH
Housing Height 5mm Only!!




EPG/EPS SPST




EPG/EPS DPST




EPG/EPS SPDT



EPG/EPS 3PST



EPG/EPS 4PST



EPG/EPS DPDT

■ FEATURES

- Edge actuated type (Piano Type) easy setting on closely racked PCB.
- Tactile response is performed directly by larger contact pressure to ensure stable contact.
- All plastics are UL 94V-0 grade fire retardant.
- Bottom epoxy sealed to ensure free of flux immersion during wave soldering.
- Contact wiping on make and break.
- Gold, Silver, or Tin plated contacts to ensure low contact resistance and long operation life.
- Ideal for data processing, communications, remote controls and burglar alarm system use, where manual programming required.
- RoHS Compliant

■ APPLICATIONS

- Numerical setting for computer terminal equipment
- Price setting for vending machines
- Programming for game machines
- Programming for industrial equipment and measuring instruments



■ SPECIFICATIONS

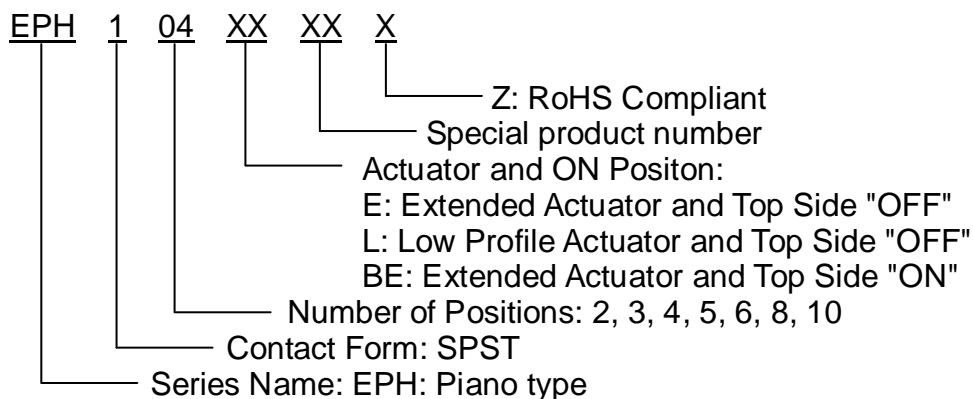
1.ELECTRICAL

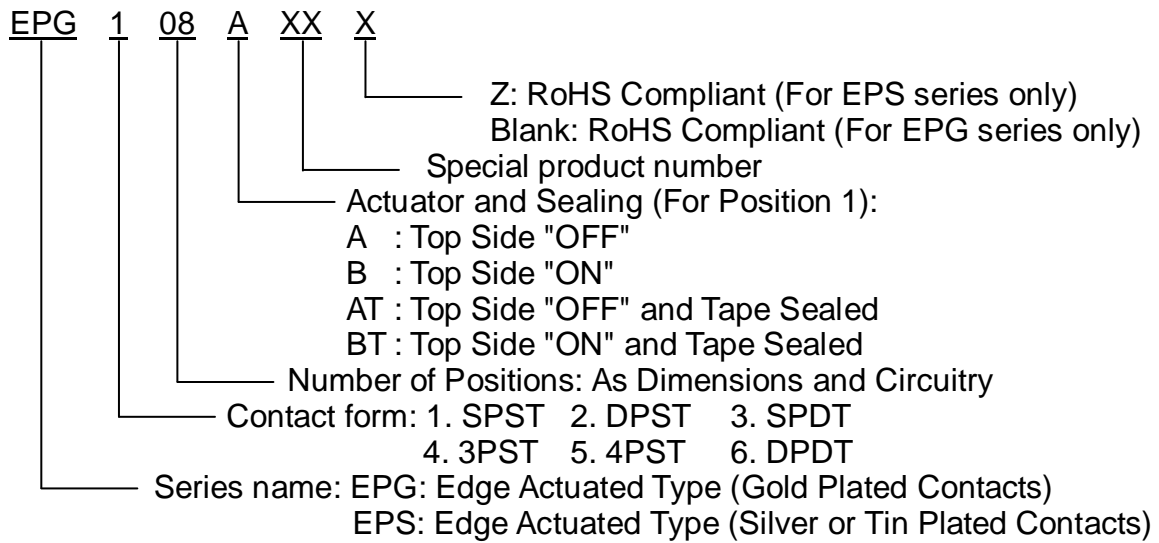
● Contact rating	
switching	25mA, 24VDC
non-switching	100mA
● Contact resistance (After life test)	100mΩ Max. (300mΩ Max. for Tin plated type)
● Insulation resistance	1000MΩ Min. at 100VDC
● Dielectric strength	500VDC Min. for 60 seconds
● Leakage Current	2mA Max.
● Capacitance between adjacent switches 5pF Max.	

2.MECHANICAL AND ENVIRONMENTAL

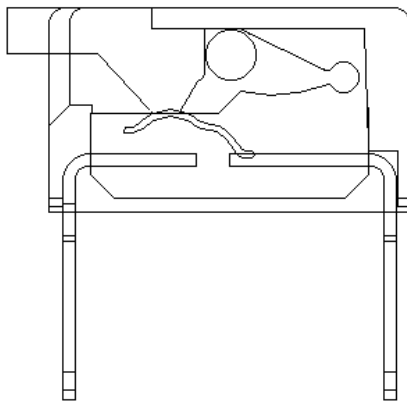
● Temperature rating	
operating	-25℃ to +70℃
storage	-40℃ to +85℃
● Operation force	800g Max. (SPST only)
● Mechanical life	1000 operations (EPH) 2000 operations (EPG/EPS)
● Humidity	95% RH, 40℃ for 96 Hrs.
● Vibration	10Hz-55Hz-10Hz for 6 Hrs.
● Solderability	After flux 230±5℃ for 5±0.5 seconds, 95% coverage
● Soldering heat	After 260±5℃ for 5±1 sec. shall have no deterioration

■ PART NUMBERING SYSTEM

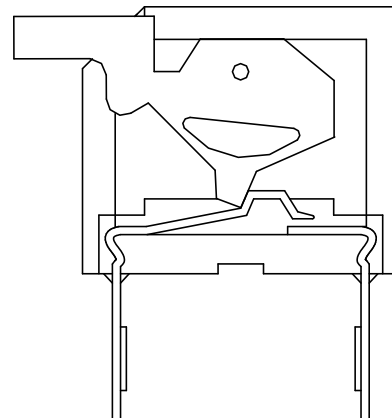




■ CONSTRUCTION



EPH



EPG/EPS



■ OPTIONS

- 1.Special top or side marking available
- 2.Blue or black body color
- 3.Normal "ON" (top side "ON") available
- 4.Tape sealed

EPHxxxLT

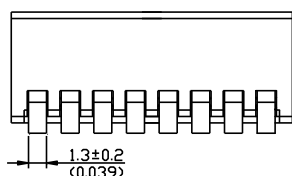


EPGxxxxT

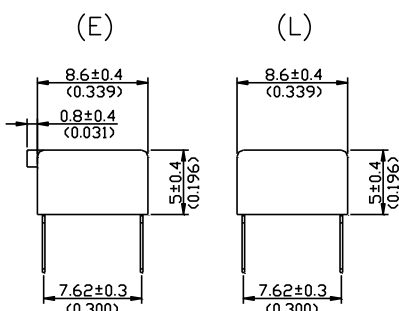
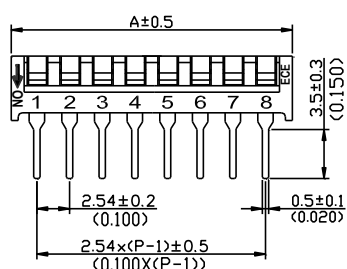


DIMENSIONS AND CIRCUITRY

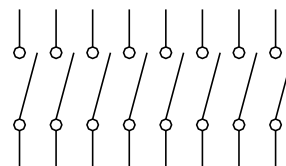
EPH SERIES



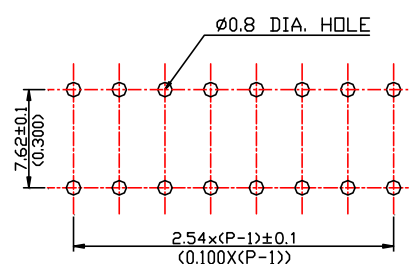
Actuator top side "OFF"



CIRCUIT DIAGRAM



P.C.B. LAYOUT (TOP VIEW)

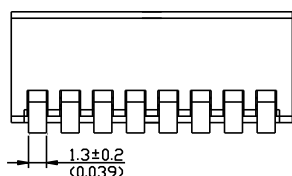


DIMENSION A

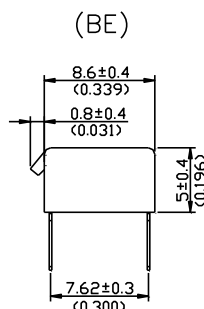
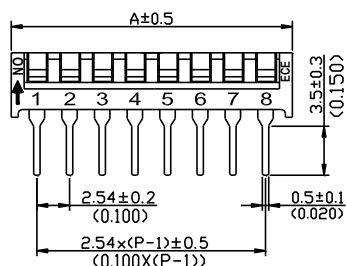
UNIT: mm(inch)

POLE	2	3	4	5	6	8	10
A	6.5 (0.256)	9.0 (0.354)	11.6 (0.457)	14.1 (0.555)	16.7 (0.657)	21.7 (0.854)	26.7 (1.050)

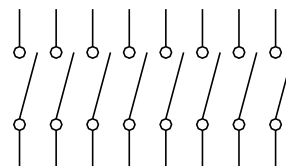
EPH SERIES B TYPE



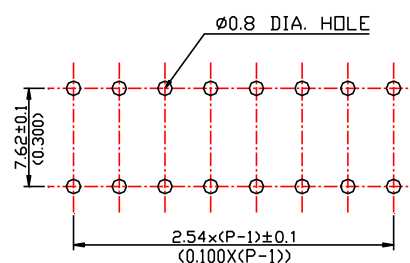
Actuator top side "ON"



CIRCUIT DIAGRAM



P.C.B. LAYOUT (TOP VIEW)

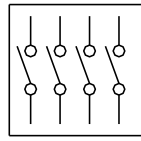
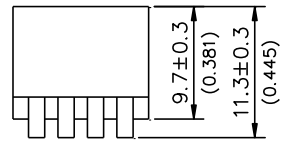


DIMENSION A

UNIT: mm(inch)

POLE	2	3	4	5	6	8	10
A	6.5 (0.256)	9.0 (0.354)	11.6 (0.457)	14.1 (0.555)	16.7 (0.657)	21.7 (0.854)	26.7 (1.050)

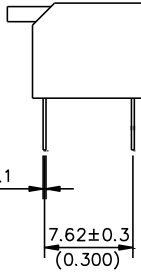
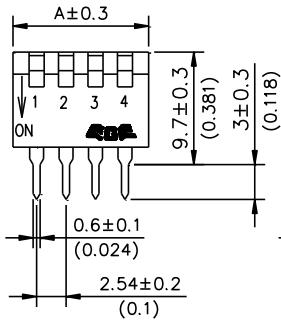
EPG/EPS SPST SERIES



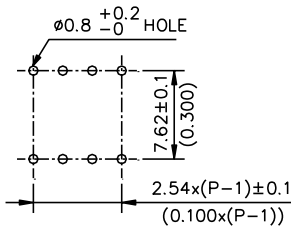
Dimension A

UNIT: mm(inch)

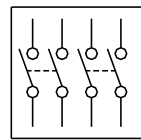
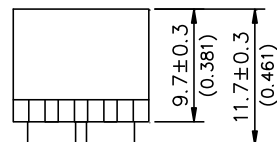
Positions	2	3	4	5	6
A	6.7 (0.264)	9.2 (0.362)	11.7 (0.461)	14.2 (0.559)	16.7 (0.657)
Positions	7	8	9	10	12
A	19.2 (0.756)	21.7 (0.854)	24.4 (0.953)	26.7 (1.05)	31.8 (1.25)



P.C.B. LAYOUT
(TOP VIEW)



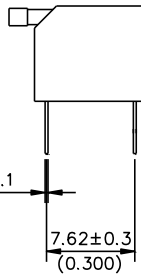
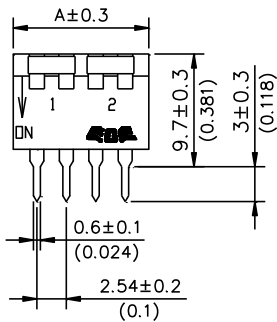
EPG/EPS DPST SERIES



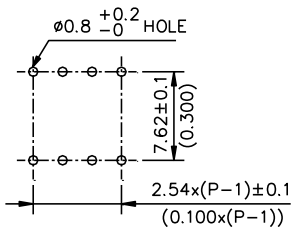
Dimension A

UNIT: mm(inch)

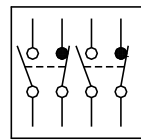
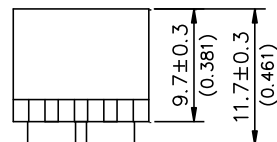
Positions	1	2	3
A	6.7 (0.264)	11.7 (0.461)	16.7 (0.657)
Positions	4	5	6
A	21.7 (0.854)	26.7 (1.05)	31.8 (1.25)



P.C.B. LAYOUT
(TOP VIEW)



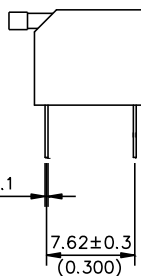
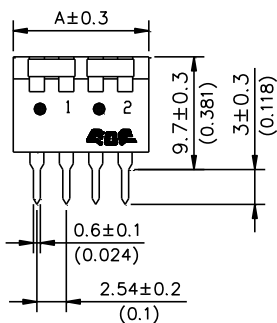
EPG/EPS SPDT SERIES



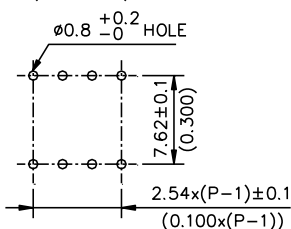
Dimension A

UNIT: mm(inch)

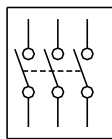
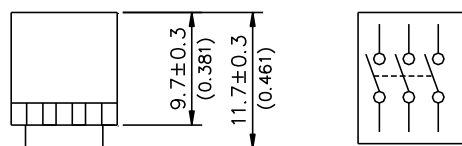
Positions	1	2	3
A	6.7 (0.264)	11.7 (0.461)	16.7 (0.657)
Positions	4	5	6
A	21.7 (0.854)	26.7 (1.05)	31.8 (1.25)



P.C.B. LAYOUT
(TOP VIEW)

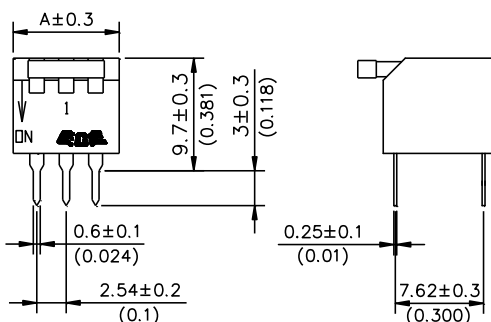


EPG/EPS 3PST SERIES

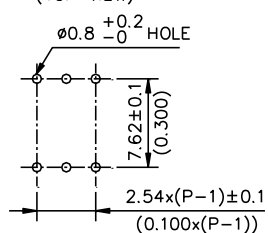


Dimension A UNIT: mm(inch)

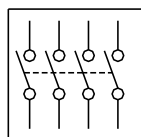
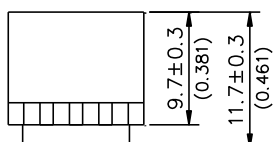
Positions	1	2	3	4
A	9.2 (0.362)	16.7 (0.657)	24.2 (0.953)	31.8 (1.25)



P.C.B. LAYOUT
(TOP VIEW)

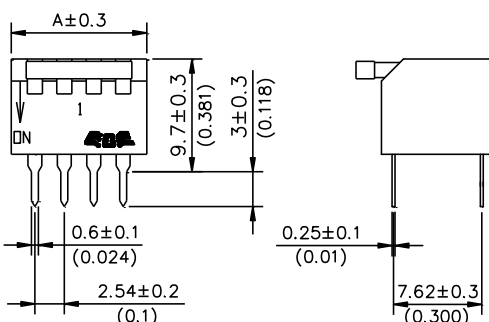


EPG/EPS 4PST SERIES

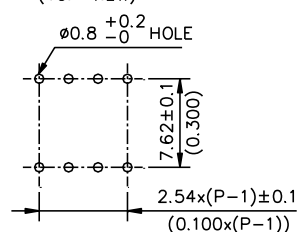


Dimension A UNIT: mm(inch)

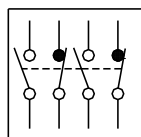
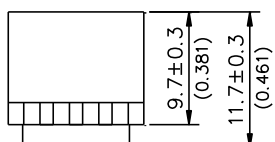
Positions	1	2	3
A	11.7 (0.461)	21.7 (0.854)	31.8 (1.25)



P.C.B. LAYOUT
(TOP VIEW)

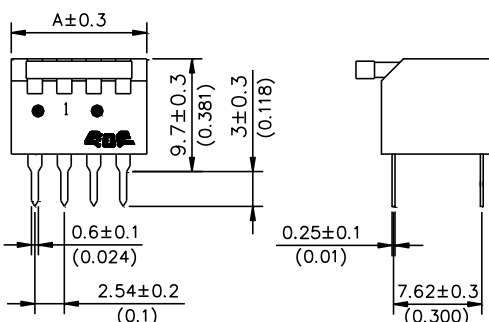


EPG/EPS DPDT SERIES



Dimension A UNIT: mm(inch)

Positions	1	2	3
A	11.7 (0.461)	21.7 (0.854)	31.8 (1.25)



P.C.B. LAYOUT
(TOP VIEW)

